

LuminiGrow 450R2

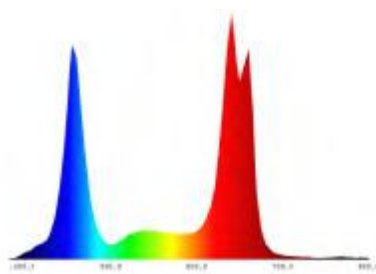

100% modular built, 4 Channels Control



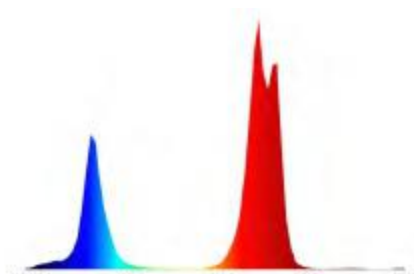
Growth

LuminiGrow 450R2 light is the most cost effective way for growers to boost healthy crop yields. Supplying the compatible light spectrum which is 100% absorbed by the plant. High PAR performance.

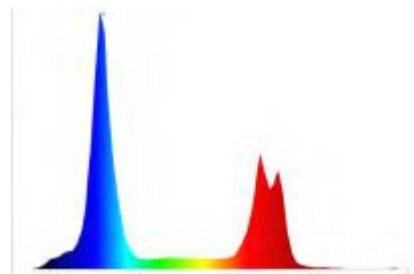
This cuts down the plant growth period, only 2~3 months growth cycle. Luminigrow 450R1 is programmed for the spectrum sprouts and flowers, providing an automatic period.



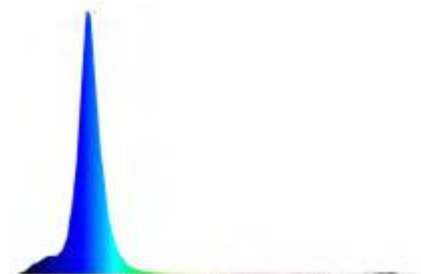
Full Spectrum Mode



Bloom Mode




VEG Mode



UVB Mode

Lumini Grow System

Programmable & Daisy chain
Dimming & Timing



Wifi Intelligent Control

We use the newest DMX and PWM technology, digital signal demand, more steady.

You can program the lamp via Android or iOS devices.

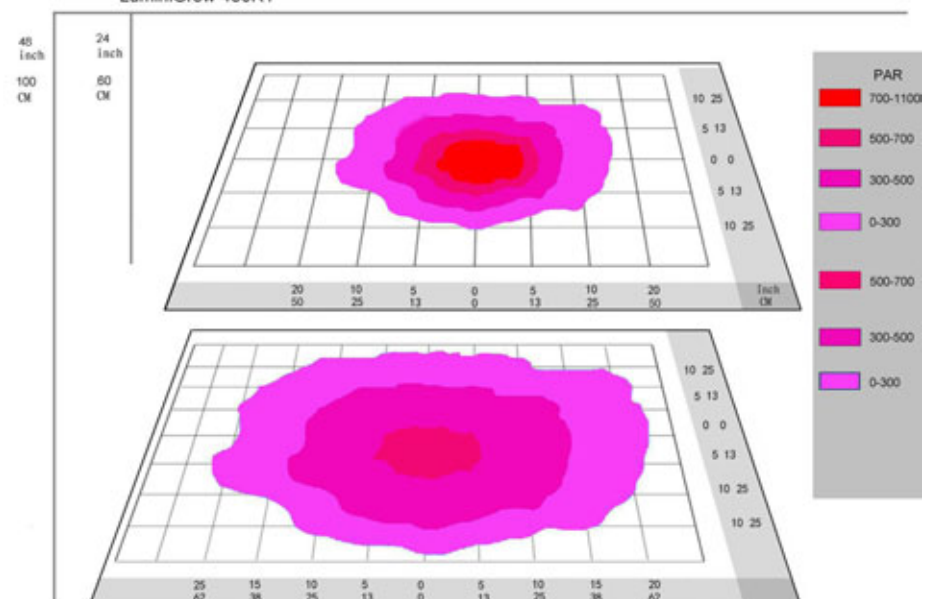
There are 4 individually adjustable channels, each with dimmer and timer, **Veg, Flower, UVB, full spectrum** mode, daisy chain system. The LCD display indicates the intensity in each channel and fans' working status.

Steady and smart voltage auto-switching regulating power supply, adjusts to the appropriate voltage for international use.

High Intensity

Many other LED brands are running with lower wattage and lesser input current. We use full 3W LEDs which are running at standard 700mA driving current, providing high brightness, high efficiency, longer lifespan. It provides high lumens up to 10000~12000 LM, which is more powerful, equal to a 1000W HPS light.

Lumini Grow System
LuminiGrow 450R1



Main Specification

Actual power: 390~400 watts

1.8 A & 220V; 3.8 A & 110V

Power Factor(PF): > 0.95

Frequency: 50/60Hz

AC Cable Length: 4ft

Universal Input Range: 100~240VAC / 50 to 60Hz

CRI (Ra>): 75

Working Temperature(°C):-25°C~55°C

Driver: 1 x Mean Well

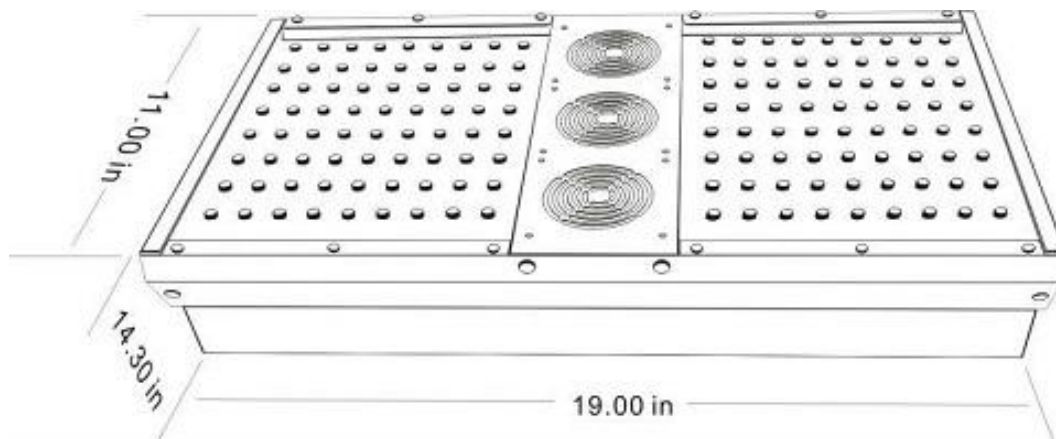
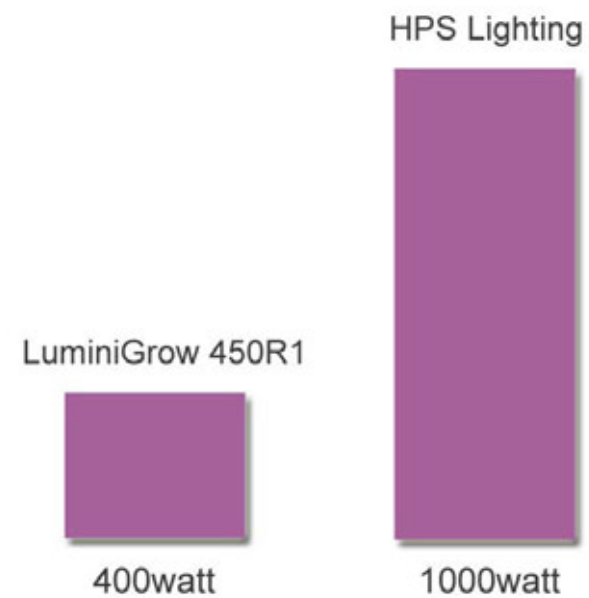
Certification: ETL & CE & ROHS

Warranty : 1 year warranty, lifetime maintenance



Efficiency

LuminiGrow 450R2 uses approximately 60% less power than a 1000 watt HPS lighting, and produce crops with better yields. Plants in different phases of growth require different intensity light. LuminiGrow 450R1 provides 4 adjustable channels which allow you to save energy by reducing intensity for young seedling.


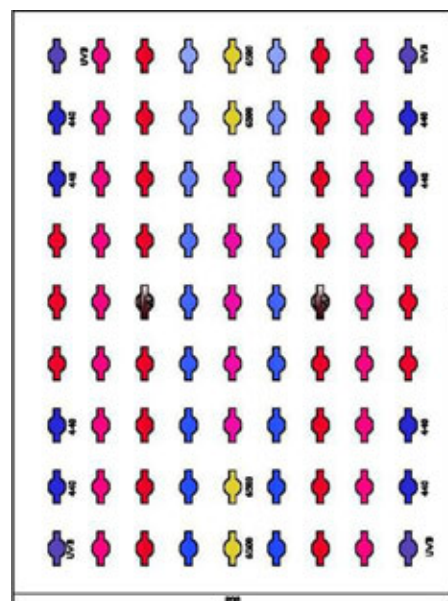


Dimensions

Length: 19.00 inches
 Width: 11.00 inches
 Height: 4.30 inches
 Weight: 9.0kg

LEDs

- 2 x 4 pcs 6500K 3W Bridgelux LEDs
- 2 x 22 pcs Deep Red 3W Epistar LEDs
- 2 x 2 pcs IR 3W Epistar LEDs
- 2 x 23 pcs Red 3W Epistar LEDs
- 2 x 18 pcs Blue 3W SemiLEDs
- 2 x 8 pcs Royal Blue 3W SemiLEDs
- 2 x 4 pcs UV 3W Edison LEDs
- Total-162pcs*3w
- Lifespan: > 50000Hrs**



LED layout in each channel

- Channel 1: 2 x 22 pcs - Deep Red + 2 x 2 pcs - IR
- Channel 2: 2 x 4 pcs - White+ 2 x 8 pcs - Royal Blue + 2 x 4 pcs UV
- Channel 3: 2 x 18 pcs - Blue
- Channel 4: 2 x 23 pcs - Red